

AQUARIUS HPS VALIANT

Artificial Lift Solutions



INDICE

- ✓ DESCRIPCION DEL EQUIPO PAQUETIZADO.
- ✓ ESQUEMATICO DEL EQUIPO PAQUETIZADO.
- ✓ FOTOGRAFIAS DE LOS EQUIPOS EN STOCK.
- ✓ CURVA DE LA BOMBA




HPS PUMP
PIPING
VALVES
BOOSTER PUMP
VSD

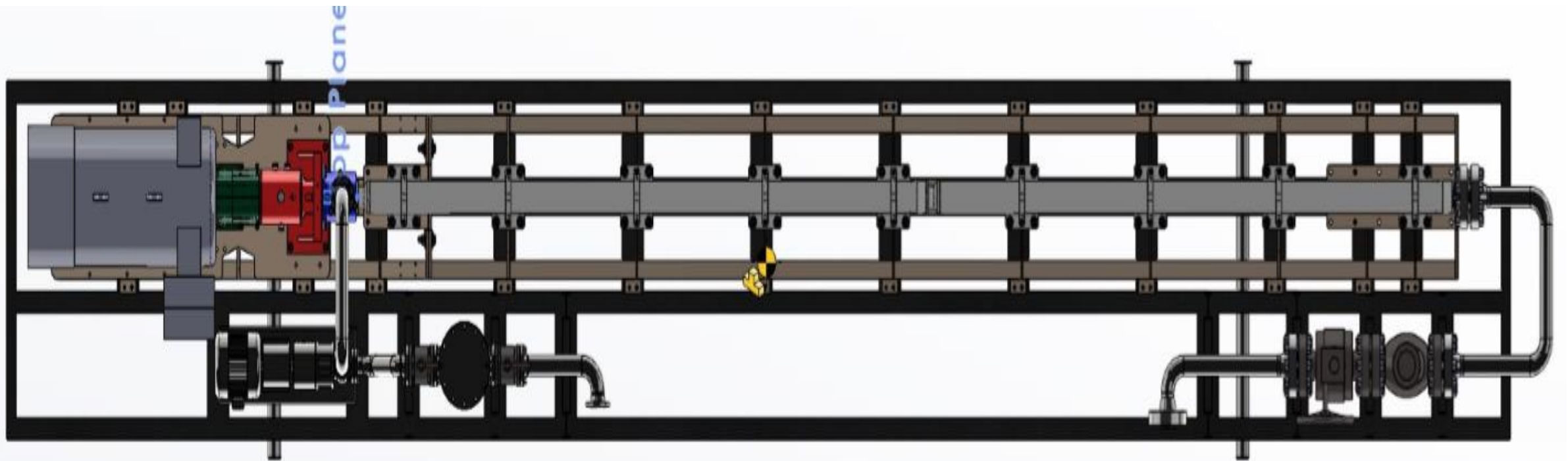
HPS CONSTRUCTION DATA SHEET

Connection		Size	Class	Type	Position	SEAL / FLUSH PLAN	
Suction		4"	150	RF	Multiple	Seal Arrangement	Single
Discharge		4"	2500	RTJ	End	Size	1.5
PUMP						Manufacturer	Champion
Pump Type			Compression			Model	501C
Pump Model			VG			Type	Component
Pump Series			9000			Material	316 SS
Stages			74			Dynamic / Stationary Face	Carbon / Silicon Carbide
MATERIALS						O-Rings	
Housing			Carbon Steel			Bellows	316 SS
Impeller / Diffuser			Ni Resist			Flush Plan	None
Shaft			Inconel 718 HSS			Flush Pipe Material	
Suction			316SS			MOTOR	
Discharge			316SS			Manufacturer	TOSHIBA
Head & Base			316SS			Power	800
Bushings			Tungsten Carbide			Speed	3600 RPM
SKID / COUPLING / COVER						Motor Type	TEFC
Skid Model			A1000			Site Classification	CL 1 DIV 2
Material			ASTM A36			Housing	5811USS
Coupling Manufacturer			Dodge or Rexnord			Efficiency	Premium
Coupling Model			Disc Spacer			Voltage / Frequency / Amps	460V / 60Hz / 910A
Coupling Guard Material			Aluminum			RTD's	Winding Only
THRUST CHAMBER						Space Heater	120 V Space Heater
Radial Bearing Type			Deep Groove Ball Bearing			Insulated Bearings	DE Only
Thrust Bearing Type			Angular Contact Bearing			STARTER	
Lubrication Type			Oil Bath			Type	Low voltage
Cooler			None			Manufacturer	YASKAWA
ACCESSORIES						Size	800 HP, 900 Amperios
Suction Pressure			Transmitter			Voltage / Frequency	460 V -20%/ +10%/60hz
Discharge Pressure			Transmitter			Cabinet	NEMA 3R/ Skid
Vibration Meter			Metrix Transmitter w/Display			Pulse	Input Filter 6P

HPS
SQUEMATICS



PACKAGED HPS AERIAL VIEW



FULL PACKAGED SYSTEM



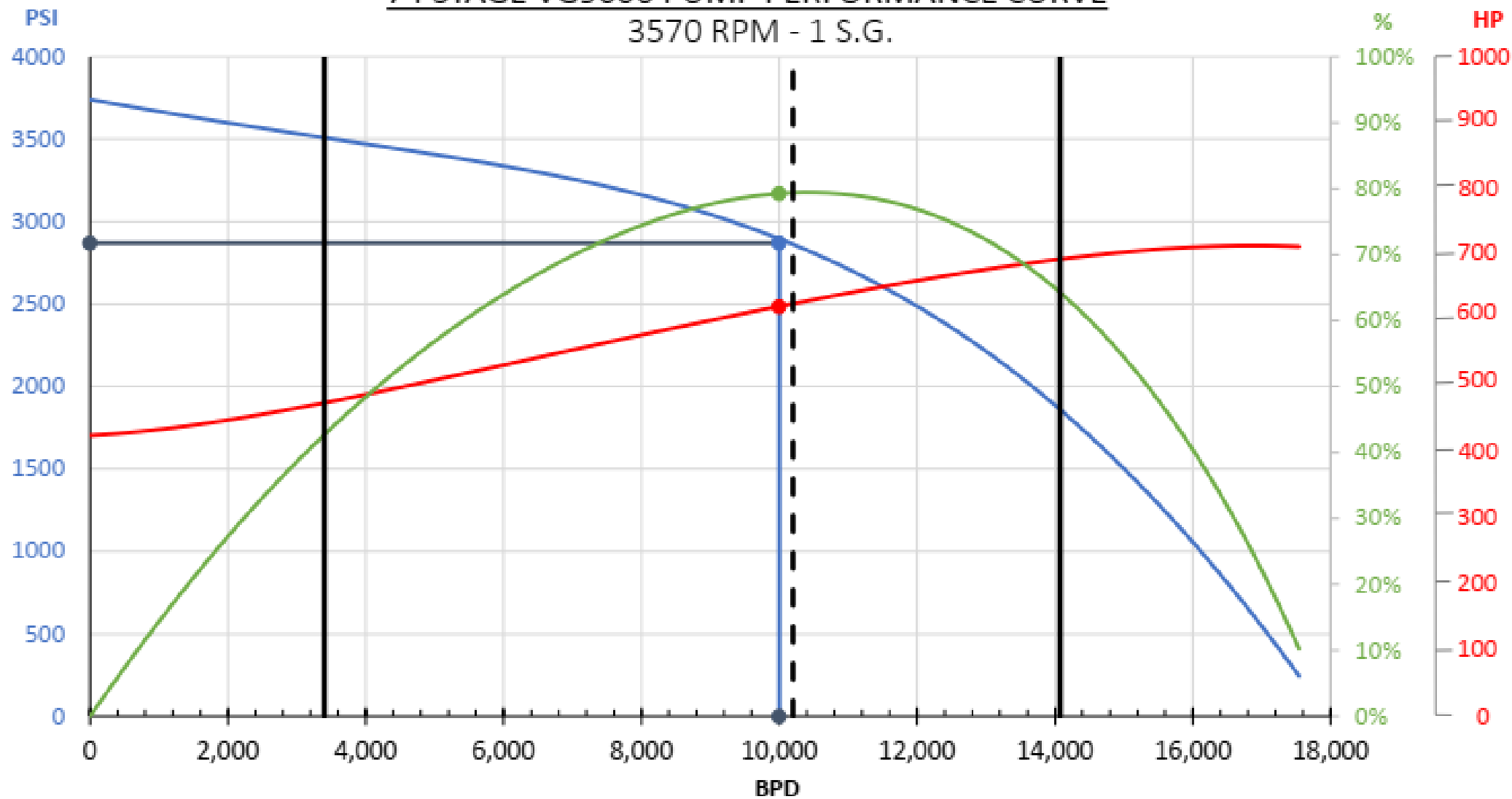
EQUIPMENT LIST – PACKAGED

- ✓ Bomba de Inyección
10KBPD@2780PSI.
- ✓ Motor
800HP/460VAC/WPII/Invert
er Duty.
- ✓ Variador 800HP/460VAC/6
pulsos/Filtro de
Entada/salida PWM/Nema
3R
- ✓ Instrumentación.
- ✓ Bomba Booster
- ✓ Sistema de filtros.



74 STAGE VG9000 PUMP PERFORMANCE CURVE

3570 RPM - 1 S.G.



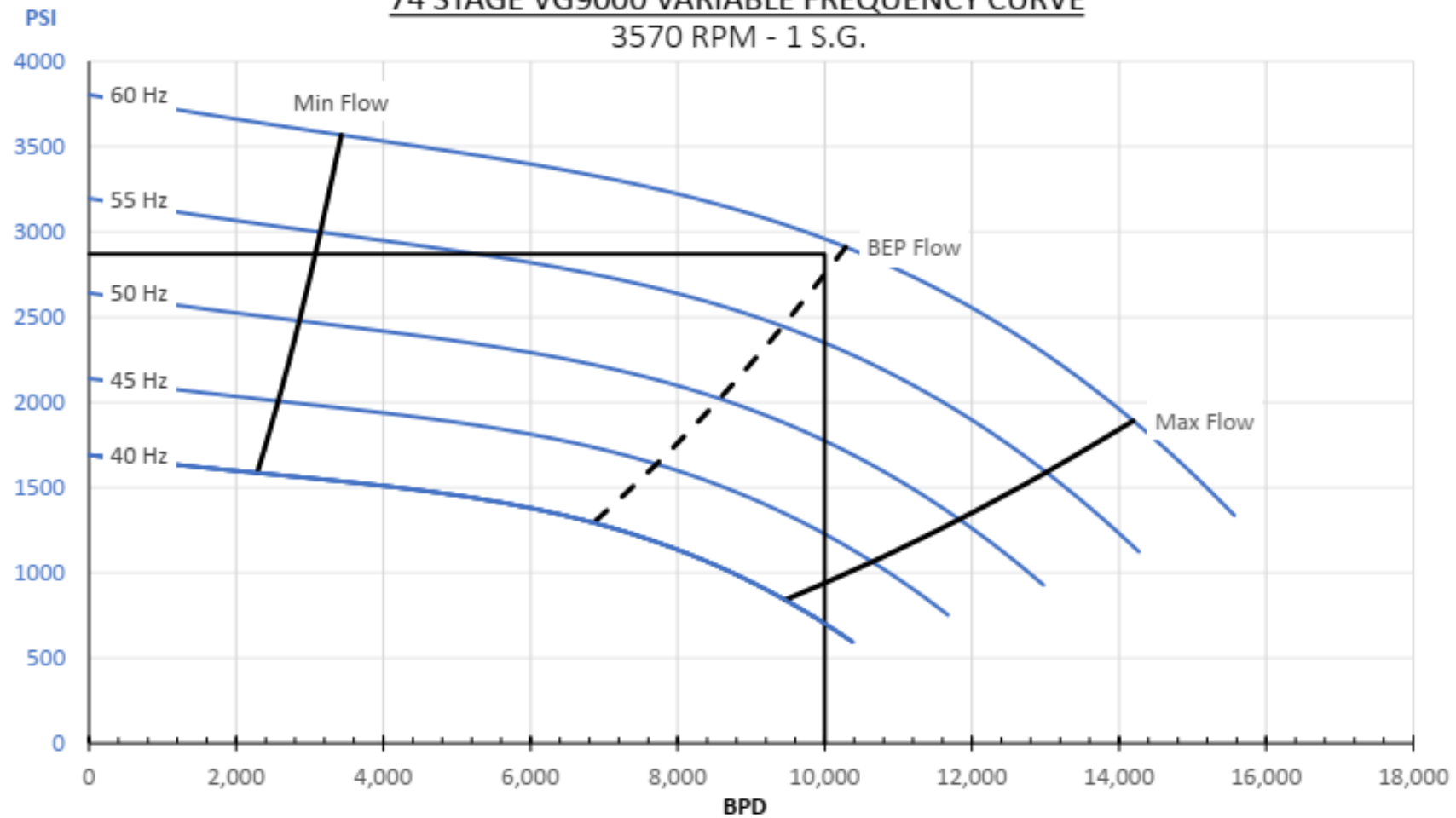
@ Requested Flow

Pressure: 2896 PSI
Power: 621 HP
Efficiency: 79.25%

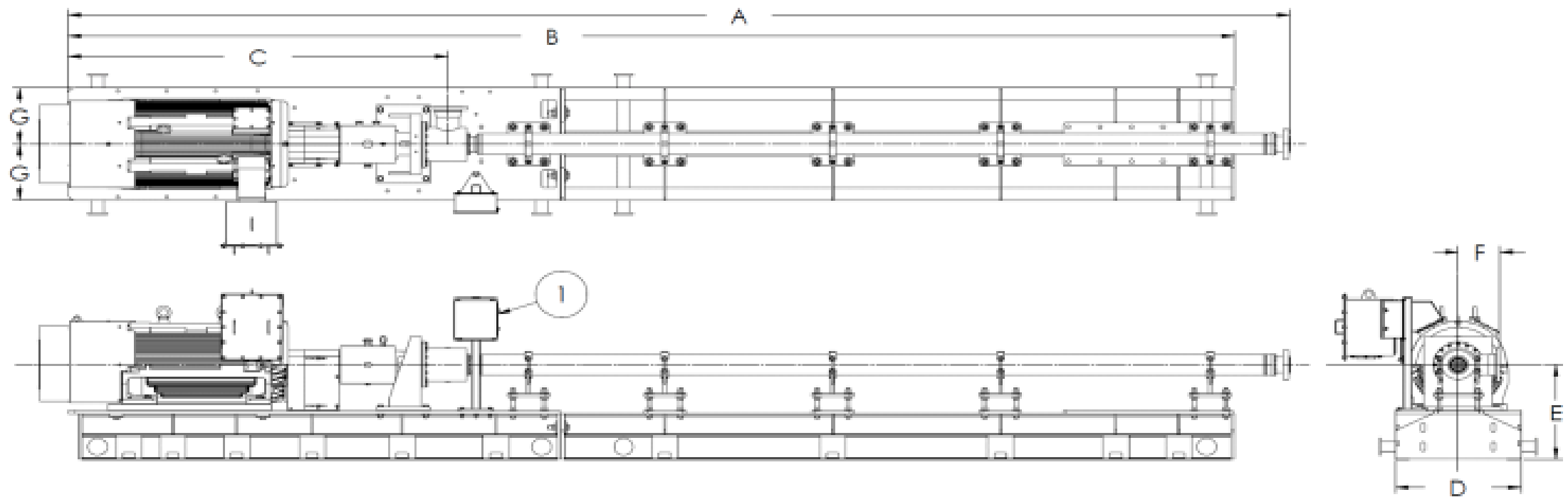
Fluid Data

SG: 1
Thrust: 6391
Temp: 130 °F

74 STAGE VG9000 VARIABLE FREQUENCY CURVE
3570 RPM - 1 S.G.



GENERAL ARRANGEMENT DRAWING - For Reference, actual dimensions may vary



Dimensions (inches)

A	544	D	36	G	18
B	525.75	E	30.125	1	J-Box is an optional feature
C	109	F	16		